



recycling equipment



INDUSTRIAL BROOM



HIGH QUALITY

www.butti.it

WITH STEEL BRUSHES



CALL US !!!



John Noergaard - Sales Director

+45 / 97225922

mail: jnc@jnc-teknik.dk

www.jnc-teknik.dk

INDUSTRIAL BROOM - Mod. INDUSTRIAL


with STEEL brushes




COD.	MODEL	LxPxH mm	TARE Kg	ROWS	N° OF WIRES
863C20	COMPACT	2000x500x440	212	3	16800



COD.	MODEL	LxPxH mm	TARE Kg	ROWS	N° of WIRES
865C20	CLASSIC	2000x950x440	380	6	33600




COD.	MODEL	LxPxH mm	TARE Kg	ROWS	N° of WIRES
865C25	LARGE	2500x950x440	470	6	42000




COD.	MODEL	LxPxH mm	TARE Kg	ROWS	N° of WIRES
865C30	EXTRA LARGE	3000x950x440	580	6	50400

INDUSTRIAL BROOM - Mod. UNIVERSAL

with STEEL brushes



COD.	MODEL	LxPxH mm	TARE Kg	ROWS	N° of WIRES
863UC20	COMPACT	2000x500x380	157	3	16800



COD.	MODEL	LxPxH mm	TARE Kg	ROWS	N° of WIRES
865UC20	CLASSIC	2000x800x380	260	5	28000

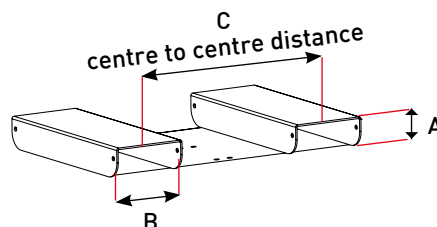


COD.	MODEL	LxPxH mm	TARE Kg	ROWS	N° of WIRES
865UC20	LARGE	2500x800x380	315	5	35000

SEE THE OPERATION VIDEO ON:
www.youtube.com/dittabutti

FORK SEATS (internal measures)

MOD. INDUSTRIAL	A	B	C
I. COMPACT	70	210	640
I. CLASSIC	90	220	630
I. LARGE	100	220	620
I. EXTRA LARGE	100	220	620



MOD. UNIVERSAL	A	B	C
U. COMPACT	90	220	630
U. CLASSIC	90	220	630
U. LARGE	100	220	630

INDUSTRIAL BROOM MODULES




ATTACHMENT FORK AND CLAMP



FOR ALL BROOM MODELS

H	L	P	TARE Kg	COD
750			140 kg	868F0750
1000	1150	865	175 kg	868F1000
1250			200 kg	868F1250



FOR ALL BROOM MODELS

H	L	TARE Kg	COD
400	2000	55 kg	868L0420
	2500	69 kg	868L0425
	3000	83 kg	868L0430
600	2000	90 kg	868L0620
	2500	112 kg	868L0625
	3000	131 kg	868L0630
800	2000	118 kg	868L0820
	2500	148 kg	868L0825
	3000	174 kg	868L0830



ADJUSTABLE STEEL BLADES TO PUSH THE SCRAP




SEE THE OPERATION VIDEO ON:
www.youtube.com/dittabutti



INDUSTRIAL BROOM with attachment for wheel loader Mod. "MEGA WORKS"

THE REPLACEMENT KIT



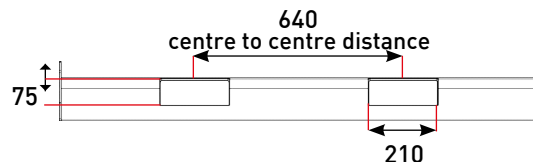
all brushes are made of steel (L 50 cm)
 for ALL DIFFERENT MODELS OF BROOMS
 also for those not produced by BUTTI.
**FAST AND EASY REPLACEMENT
 AND ASSEMBLY**

MAGNETIC BROOM



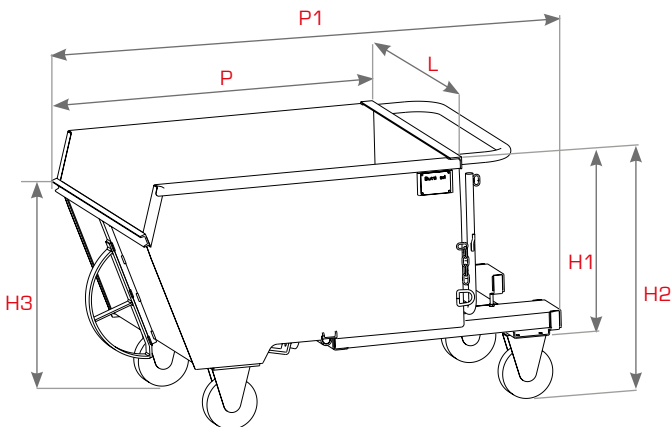
ENABLES THE COLLECTION OF SMALL FERROUS PARTS WITH THE MAGNETIC PLATE

COD.	A mm	B mm	C mm	LxPxH mm	TARE Kg
867M0515	75	210	640	1500x525x280	138
867M0525	85	220	640	2500x600x350	320



SEE THE OPERATION VIDEO ON:
www.youtube.com/dittabutti

“PERTUTTO” TIPPING SKIP



SEE THE OPERATION VIDEO ON:
www.youtube.com/dittabutti

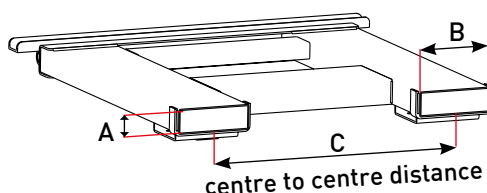
COD.	CAPACITY Lt.	CAPACITY Kg	P1 Est.	P Est.	L Est.	H1	H2	H3	TARE Kg with wheels
						without wheels	with wheels	with wheels	
748R	280	580	930	720	750	-	850	740	80
750R	300	600	1245	1000	870	560	655	530	92
751R	500	1000	1490	1130	970	710	875	715	147
752R	750	1350	1575	1290	1070	800	965	770	170
753R	1000	1500	1680	1400	1070	960	1130	940	193
756R	2300	1800	1770	1600	1785	1220	1460	1220	360

For collecting PAPER - PLASTIC (BIG VOLUMES)

COD.	CAPACITY Lt.	CAPACITY Kg	P1 Est.	P Est.	L Est.	H1	H2	H3	TARE Kg with wheels
						without wheels	with wheels	with wheels	
77B1800R	1800	500	1680	1400	1070	1560	1730 with net	940	205
77B2200R	2200	600	1620	1350	1230	1580	1750 with net	1150	180

COD.	A	B	C
748R	54	174	480
750R	54	174	480
751R	54	174	620
752R	54	174	620
753R	54	174	620
756R	60	180	900

FORK SEATS (internal measures)



COD.	A	B	C
77B1800R	54	174	620
77B2200R	54	174	620